



You'll need a selection of materials.

Pallets are not necessary; you can get creative. Similar steps will still apply.

Wooden pallets x4




Bricks




Plastic bottles*

Bamboo canes



Straw



Leaves



Tiles



Cardboard



Stones/pebbles




Twigs/loose bark




*Use old plastic bottles and recycle after use


Place a wooden pallet in your chosen location. On top of the pallet, line bricks around the corners and across the middle




Place your next pallet on top of this and repeat the process for all of your pallets



Cut off two-thirds of your bottles. Fill up half of them with bamboo canes/plastic straws and the other half with rolled up cardboard. Place these inside the hotel.



Fill in the remaining spaces with bricks, leaves, pebbles, stones, tiles, loose bark and straw.



Add in extra materials that you want to recycle e.g. old pipes, carpeting, toilet tubes, old plant pots. Be creative - add a welcome sign or give your hotel a name!

